

Welcome

| | | | |
|-------------|--|--|---|
| 09.45-10.15 | Arrival & registration | | |
| 10.15-11.00 | Why go to university – Is it worth it? Mike Thompson G31 | Preparing for Open Days & UCAS Fairs Anna Jenkins G33 | |
| 11.05-11.45 | Preparing for Open Days & UCAS Fairs Anna Jenkins G31 | Why go to university – Is it worth it? Mike Thompson G33 | |
| | | | |
| 11.55-12.25 | Access to Competitive Courses Shaheen Barkat G34 | Routes into Teaching Georgina Linton-Smart G36 | Personal Statements & Applying Jeff Chilton & Alice McGowan G31 |
| 12.25-12.55 | Exhibition Shell Lounge | | Lunch G26 - G28- G42 |
| 12.55-13.25 | | | |
| | | | |
| 13.30-14.00 | Home or Away? John Connolly G29 | Vocational Pathways Mike Thompson & Simon Chatterton G31 | Personal Statements & Applying Jeff Chilton & Alice McGowan G34 |
| | | | |
| 14.05-14.35 | STEM Pathways Dr Julia Brown G33 | Creative Industries in Higher Education Hope Nightingale G26 | Student Life Mohammed Ansar & Undergraduates G31 |
| 14:40 | Complete Evaluation Forms & Depart | | |

Housekeeping

- There are no scheduled fire alarms today. If you do hear an alarm, follow the instructions of university staff.
- There is no need for visitors to leave this building until the end of the day.
- Toilets are signposted.




You have been told which seminars you will attend...please stick to these choices.

Student ambassadors and university staff are available throughout the day to help you.

All presentations from today will be made available on our website soon



If you like to tweet, please
use the **#MakeYourMove**
hashtag!



And follow us...
@aimhigherwm



In your pack is a Higher Education **quiz!**

Use your time in the university fair later today to answer as many questions as you can.

The winner will receive a **£20 high street voucher** which will be sent to them at their school.



Final Rules...

- Listen carefully
- Ask Questions
- Take notes
- Enjoy the day!
- Complete the evaluation

form at the end






University...

Is it worth it?

Mike Thompson



Overview

- *Don't delay...*
- *It's your future...any ideas?*
- *The changing world of work*
 - *Beat the robots*
 - *Hot or cold jobs?*
- *More than one way forward...Options at 18 / 19*
- *Myths versus facts*
- *Q+A*



26

**Weeks to
Oxbridge
application
deadline for 2017
entry**

39

**Weeks to general
UCAS application
deadline for 2017
entry**



Clued up...or clueless?

36%

Of students have no idea what career they want to follow

29%

have a rough career idea, but don't know **which qualifications** they need to make it happen

14%

think they have a firm career plan but don't know **what level of qualifications** they would need

21%

Only 21% know what they want to do and how to achieve it!

** Aimhigher survey 918 students in 7 local schools*

But that's not all...Careers Mismatch

| Industries / Sectors | Want to work in... | Estimated Proportion of 2020 Labour Market |
|--|--------------------|--|
| Professional, scientific, technical | 26% | 9% |
| Education | 19% | 8% |
| Information / Communication | 19% | 4% |
| Wholesale / Retail and Mechanical Repair | 3% | 15% |



City and Guilds Survey of 3,154 14-19 year olds December 2015

Career Success!



But things change

- ***The subjects you “love” may change...especially as they get harder!***
- ***What you are good at may change too...***
- ***The secure, well-paid jobs of today might not exist in 5 years.....***
- ***Many jobs of the future haven't been invented yet***
- ***And the robots are coming!***

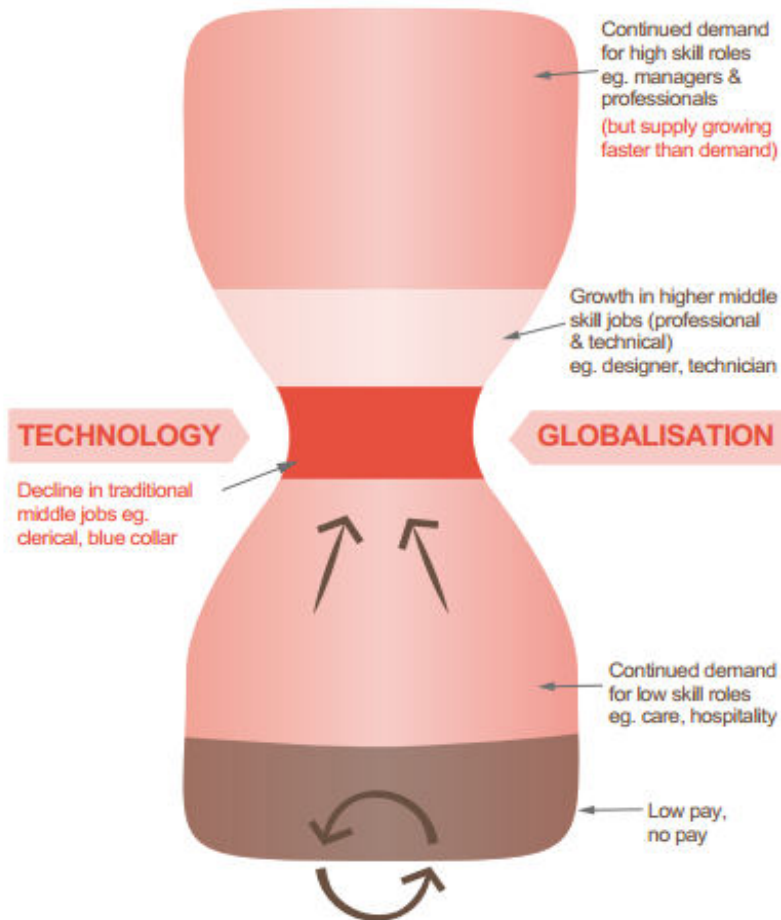


The changing world of work

Progression through the labour market



The Hourglass



30 years ago the world of work was pyramid-shaped, with lots of low skilled / low paid jobs at the bottom and very few high skill / high pay jobs at the top.

New technology and the ability of developing countries to produce technically skilled people, products and services has dramatically reduced the number of “middle skill” jobs in the UK economy.


And increasingly, lower skill / pay jobs are filled by workers from other countries.

News › Business › Business News

Robots put 15 million UK jobs at risk, warns Bank of England

Bank's chief economist, Andy Haldane, says huge numbers of jobs could be automated in the coming decades

Ben Chu | @Benchu_ | Thursday 12 November 2015 19:03 BST | 



Humans Need Not Apply!



Jobs in 2025: **Hot** or **Not**

**Healthcare/
Social workers**

**Therapists
(all kinds)**

Logistics / Transportation

IT and Data Security

Accountants

Legal Executives

**Insurance Actuaries /
Claims Adjusters**

**Environmental/Civil
/Aerospace Engineers**

**Creative Industries
(all)**

Biochemists



Don't Give Up...

- **There will still be plenty of stuff to do!** (just come round to my house to see some of it).
- **Work will change.** Some industries are more likely to employ people, others robots, but all will need some kind of mix.
- **Robots are not very good at:**
 - Creativity
 - Complexity
 - Dealing with the unexpected
 - Empathy
- **Qualifications will matter even more in the future**



UK Labour Market in 2024



- a Primary sector & utilities
- b Manufacturing
- c Construction
- d Wholesale and retail trade
- e Transport and storage
- f Accommodation and food
- g Media
- h Information technology
- i Finance and insurance
- j Real estate
- k Professional services
- l Support services
- m Public administration and defence
- n Education
- o Health and social work
- p Arts and entertainment
- q Other services

Note: Public administration and defence excludes H.M. Forces



UK Labour Market in 2024

| 2014-2024 % change | -41% | -7% | -6% | 42% | 30% |
|---|--|---|---|--|---|
| 2014 2024 level Selected examples of qualifications | No qualification and Level 1 GCSE (grades D-G) BTEC award, certificate and diploma level 1 2014 6,293,000 2024 3,688,000 | Level 2 GCSE (grades A*-C) NVQ level 2 2014 6,607,000 2024 6,134,000 | Level 3 AS and A level BTEC National 2014 6,633,000 2024 6,243,000 | Levels 4-6 Certificate of higher education (L4) Foundation degree (L5) Bachelor's degree (L6) 2014 10,527,000 2024 14,897,000 | Levels 7-8 Master's degree (L7) Doctorate (L8) 2014 3,107,000 2024 4,030,000 |
| 2024 % share | No qualifications and Level 1 11% | Level 2 18% | Level 3 18% | Levels 4-6 43% | Levels 7-8 12% |

Doctor of Philosophy (PhD)

LEVEL EIGHT

NVQ 7/
Higher
Apprenticeship

Masters Degree/
Post Graduate Certificate or Diploma

LEVEL SEVEN

NVQ 6/
Higher
Apprenticeship

Year 3 Honours Degree - BSc/BA

LEVEL SIX

NVQ 5/
Higher
Apprenticeship

BTEC
HND Diploma

Year 2
Foundation
or Honours
Degree

Diploma of HE

LEVEL FIVE

NVQ 4/
Higher
Apprenticeship

BTEC
HNC Diploma

Year 1
Foundation
or Honours
Degree

Certificate of HE
or HNC

LEVEL FOUR

NVQ Level 3/
Advanced
Apprenticeship

BTEC
Nationals

AS/A2 Levels/
International
Baccalaureate

Access to
HE Diploma

LEVEL THREE

NVQ Level 2/
Intermediate
Apprenticeship

BTEC Firsts

Pre-Access
Diploma

GCSE

LEVEL TWO

Learning at a 'foundation' level
Entry level (1,2 & 3) and Level 1 qualifications,
including Pre-Apprenticeship/Traineeship, BTEC Foundation Learning

LEVEL ONE

*Beat the robots by
aiming high!*

3% unemployed
£31,041 pa

You are here!

8% unemployed
£17,899 pa

16% unemployed
£13,000 pa

ONS November 2013



University: Myth # 1

***“There are not enough jobs
for graduates”***



Reality: 6 months and 3 ½ years after graduation...

Activity 6 months after graduation

Activity 3½ years after graduation

Work
(inc. work
and study)

76.6%

87.9%

Work
(inc. work
and study)

What 2011 graduates were doing in November 2011

What 2011 graduates were doing in November 2014

- 76.6% were in employment
- Average salary £22,000
- 63% were in professional jobs

- 88% were in employment
- average salary £26,000
- 80.5% were in professional jobs

Further study

11.6%

Unemployed

8.0%

Other

3.5%

6.0%

Further study

2.6%

Unemployed

3.5%

Other

University: Myth # 2

***“Employers only want
graduates with 1st class
highly vocational
degrees...”***

Reality: Most employers see any degree as relevant...

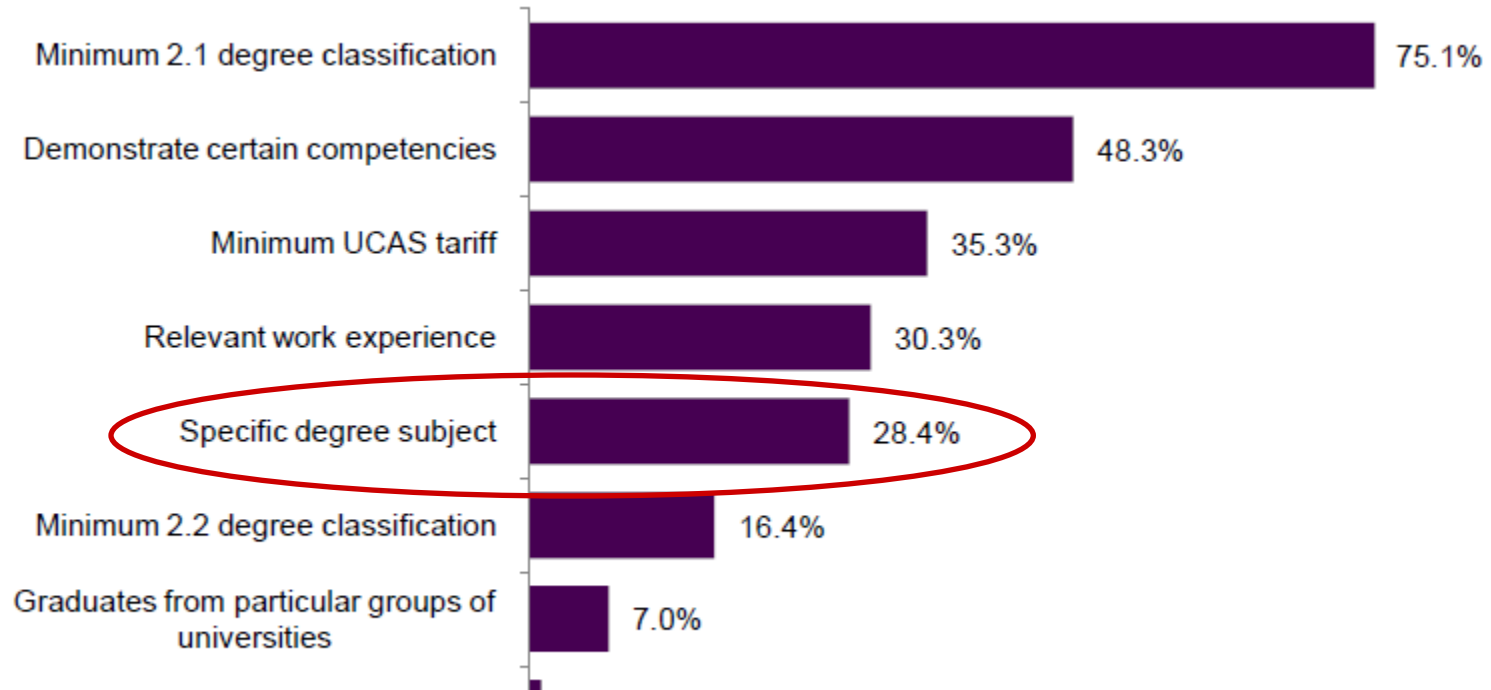


Figure 3.5:

Minimum entry standards at AGR employers in 2012-2013 – Base = 201

...So study a subject you love / are good at...

Myth # 3

“Uni isn’t worth the debt”



Reality: A “No win no fee” option!

| Income each year before tax | Income from which 9% will be deducted | Approximate Monthly Repayment |
|-----------------------------|---------------------------------------|-------------------------------|
| £21,000 | £0 | £0 |
| £25,000 | £4,000 | £30 |
| £30,000 | £9,000 | £67 |
| £35,000 | £14,000 | £105 |
| £40,000 | £19,000 | £142 |
| £45,000 | £24,000 | £180 |
| £50,000 | £29,000 | £217 |
| £60,000 | £39,000 | £292 |

 Any outstanding loan wiped 30 years after entering repayment.

 75% of graduates will never pay it all back!



For the average graduate

- Average salary circa £26,000 3 ½ years after graduating
- Student Loan Repayment = £37.50 per month
- Male graduates more likely to be in high paid roles than women
- But female graduates earn 3 times more than women without a degree

Sources: HESA and Institute for Fiscal Studies



Life-time earnings

Apprenticeships

- £48k to £74k for level 2 apprenticeships ¹
- £77k and £117k for level 3 apprenticeships ¹
- Level 4 or above *“could earn £150k more on average over their lifetime”* ²

¹ London Economics (2011) – BIS Research Paper Number 53, Returns to Intermediate and Low Level Vocational Qualifications
² AAT and CEBR (2013) University education – is this the best route into employment?

Degrees

- Average £108k
 - Males £121k
 - Females £82k
- Medicine / Dentistry £403k
- Law £215k
- Engineering £157k
- Education £89k

[Returns to Higher Education Qualifications: BIS 2011](#)



Myth # 4

***“We’re all going to do
Apprenticeships instead”***



Mostly older people...and not at Uni Level!

| Apprenticeship Starts in England 2014-15 | Under 19 | 19 to 24 | 25+ | Total |
|--|--------------|--------------|---------------|---------------|
| Intermediate Level Apprenticeship (GCSE Level) | 84,600 | 92,700 | 117,800 | 297,100 |
| Advanced Level Apprenticeship (A Level) | 38,600 | 61,600 | 79,400 | 179,600 |
| Higher Apprenticeships* | 1,100 | 4,200 | 14,300 | 19,500 |

SFA / BIS February 2016

****University Degree starts 2015: 532,300***

- 235,400 aged 18*
- 91,800 aged 19*



UCAS December 2015

CHOOSING COURSES / UNIS

- search.ucas.com
- bestcourse4me.com
- unistats.direct.gov.uk
- university.which.co.uk

UCAS

best
course4me

UNISTATS

Which? University

Plus

- ukcoursefinder.com
- universitycompare.org
- whatuni.com
- <http://www.aimhigherwm.ac.uk/index.php/events> for
open days, taster events etc.





Any Questions?

[**www.aimhigherwm.ac.uk**](http://www.aimhigherwm.ac.uk)

 **@aimhigherwm**

