

UniFest

Summer School Evaluation report for 2017/18



Executive Summary

What is UniFest?

The Aimhigher partnership coordinates an annual programme of university summer schools called UniFest, to give young people from disadvantaged backgrounds the opportunity to fully experience the world of higher education by living and working on campus for up to 3 days. UniFest events are delivered by five universities: Aston University, Birmingham City University, University College Birmingham, University of Birmingham and the University of Worcester. UniFest is an important part of the wider Aimhigher programme in the West Midlands, which is funded by partner universities. UniFest students are selected by their schools because they have the potential to consider university but need additional support as they come from disadvantaged backgrounds and communities that are under-represented in higher education.

This report summarises the evaluation of the 2018 UniFest programme. It explores who attended and the immediate impact of the experience on their educational and career aspirations, motivation, knowledge and confidence. It very powerfully indicates that attending UniFest has a positive impact on young people, generating large positive shifts in attitudes, knowledge and understanding.

Aimhigher will track the UniFest cohort over the coming years to see how they perform in their GCSE and Level 3 studies, and if they do indeed go on to higher education.

Aimhigher would like to thank the many staff and students at partner universities whose hard work and dedication makes UniFest possible. Thanks are also due to colleagues in local authorities, schools, academies and colleges, for their work to identify UniFest students and support their attendance, and to the parents and carers of the students, for their trust and support. The Aimhigher partnership coordinates an annual programme of university summer schools called UniFest, to give and support.

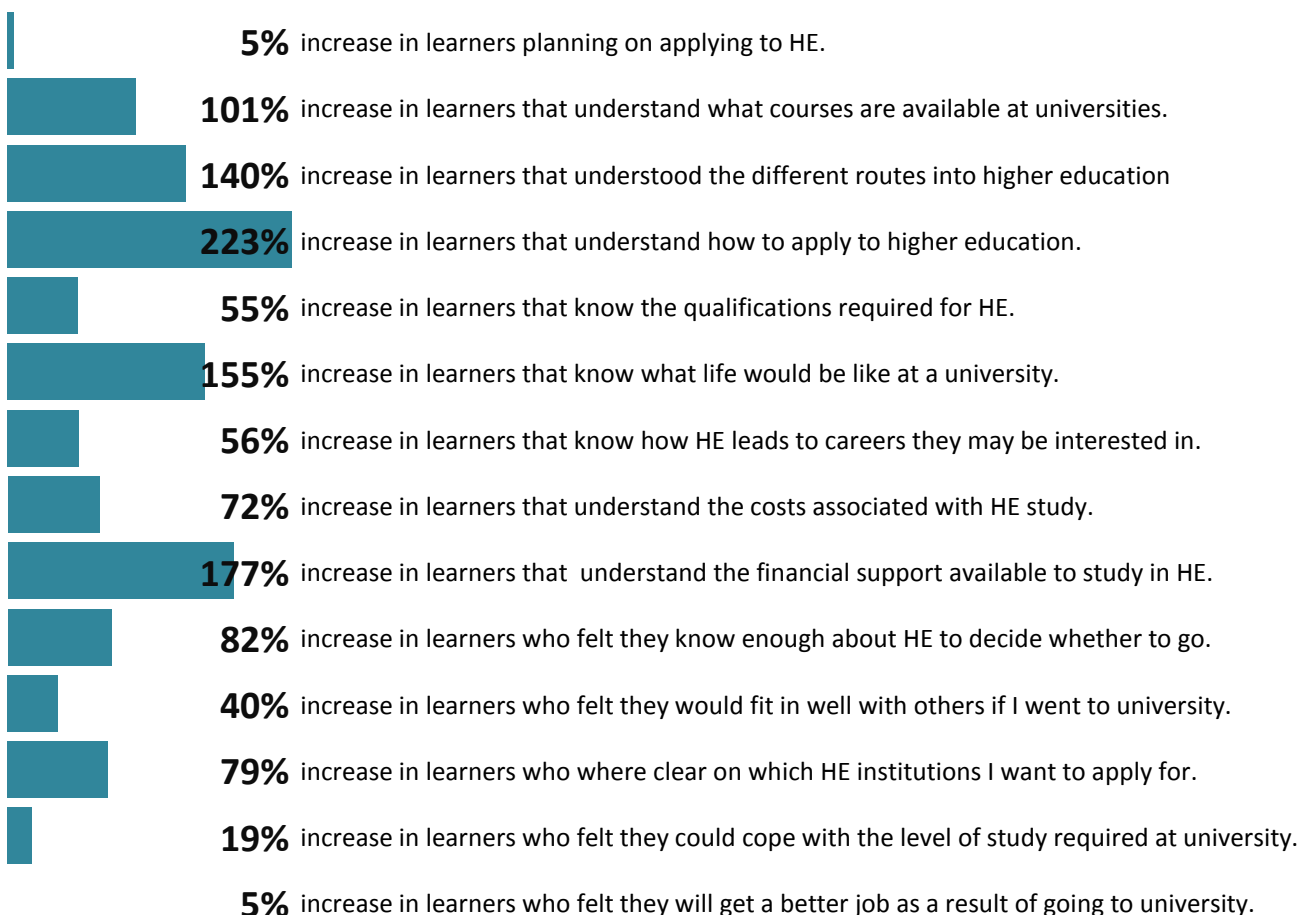
327 learners attended the event(s)*

*Note the total includes 72 NCOP Learners

Aimhigher would like to thank the staff and students at partner universities, schools and colleges whose hard work and dedication made delivery this event possible.

Outcomes

The event(s) benefitted learners in the following ways:



Who Attended?

Recruitment and attendance by event

Event name	Places offered	Did not attend		Attended*	
	Number	Number	%	Number	%
Aston University: Engineering and Maths (STEM)	55	1	2%	54	98%
Hub: AIM	56	9	16%	47	84%
BCU: Get into: Criminology, law and	60	3	5%	57	95%
UCB: Sports Coaching & Fitness Your Goal, Your Career	50	1	2%	49	98%
UoB : Your Future...Your Choice	55	11	20%	44	80%
University Of Worcester: Psychology, Criminals, and Convictions	38	1	3%	37	97%
Newman University: Workout Your Goals	56	17	30%	39	70%
All Events	370	43	12%	327	88%

Criteria	Number Target	% target	Number Not target	Unknown	Total Known
POLAR 3 YPR	213	68.3%	99	15	312
IMD	244	78.2%	68	15	312
Eligibility for FSM or in receipt of the new 16-19 Bursary	205	55.1%	109	13	314
No parental HE	286	90.5%	30	11	316
Young carer	20	6.3%	296	11	316
Disability	30	9.5%	287	10	317
In care	17	5.4%	299	10	316
Meets 1 criteria	316	99.7%	1	10	317

Note the total includes 72 NCOP Learners

Attendance by Gender:

% Female

62

38

% Male

Evaluation Findings

Learners that participated in Unifest events completed a paper based pre and post event evaluation. The evaluation questionnaires consisted of a standard set of questions which were repeated within the pre and post event questionnaires. These were included to identify the short –term impact of learner engagement within UniFest. Questions aimed to identify learners' shifts in attitudes in terms of aspirations to HE, confidence towards HE and knowledge/understanding of HE. Other questions also explored learners' perceptions of the quality of the events in terms of academic/social activities and overall satisfaction. Pre event questionnaires were distributed to learners via post, parents' evenings and at the start of the event . Post event questionnaires were completed at the end of each event.

Learners that participated within the event completed a paper based evaluation. The evaluation questionnaire(s)

Evaluation response rates

		Evaluation	Number	%
Number of learners that attended	327	Pre Event	291	89%
		Post Event	286	87%
		Both	276	84%

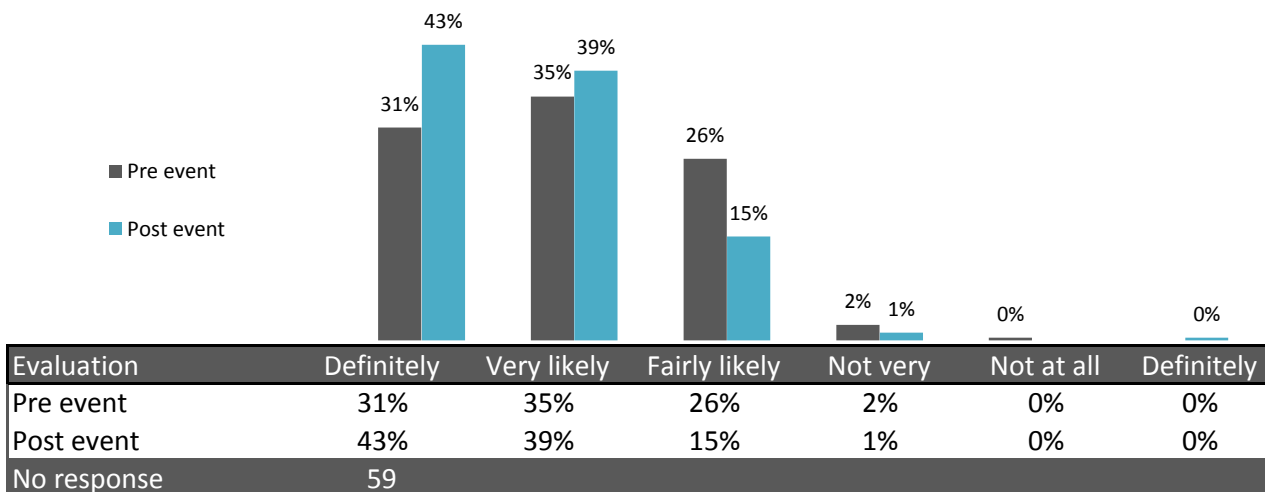
What Difference Did it Make?

The following analysis only includes the responses of learners who completed both the pre and post event questionnaires

Intentions

Learners were asked :-

How likely or unlikely are you to make an application to study at a university / higher education



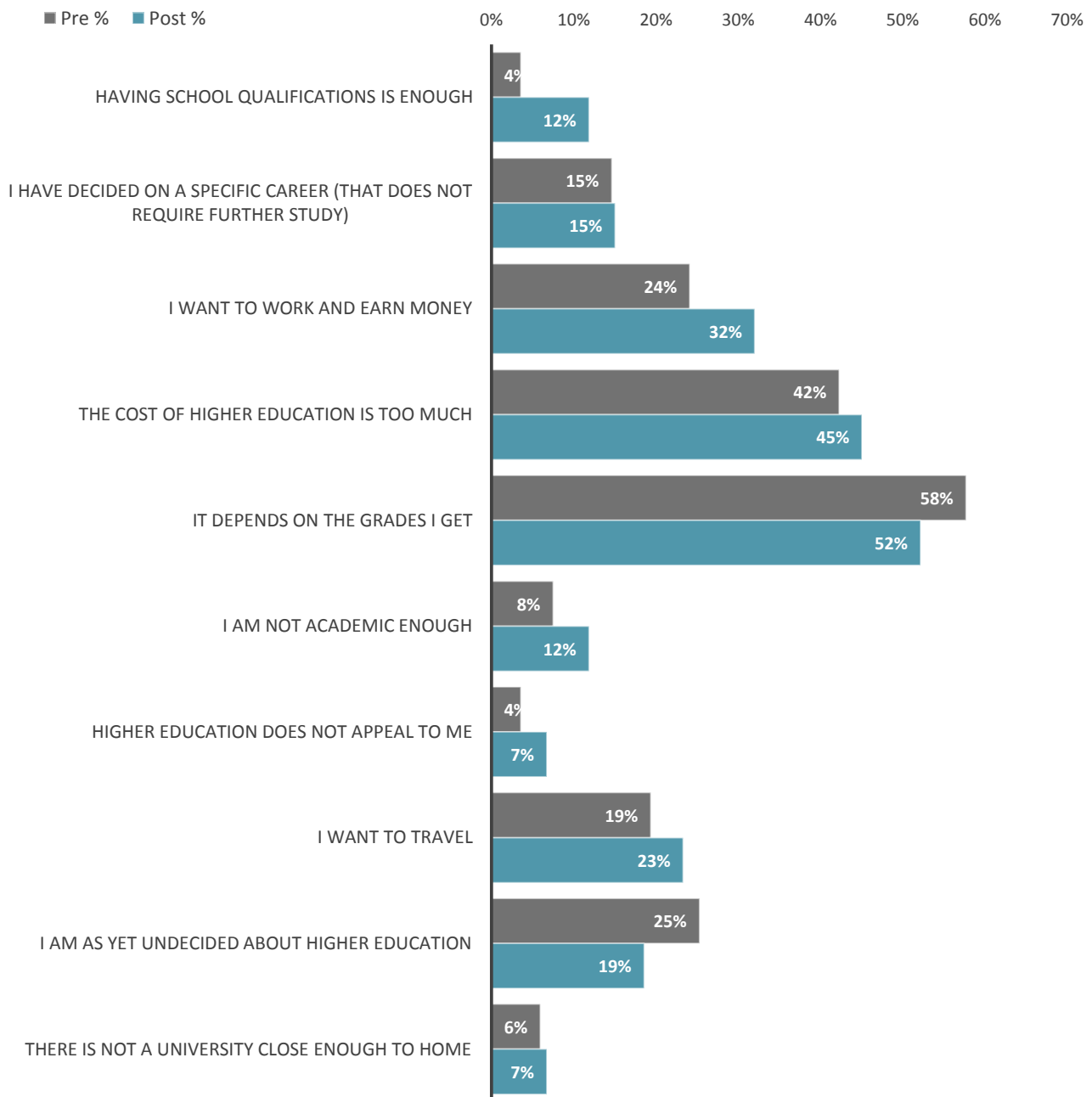
Post event there was a **5%** increase in learners that are definitely or likely to apply to study at HE.

Barriers

Learners were asked :-

What are the main reasons you might not go to university/higher education?

'% of learners responding - learners could choose more than one reason

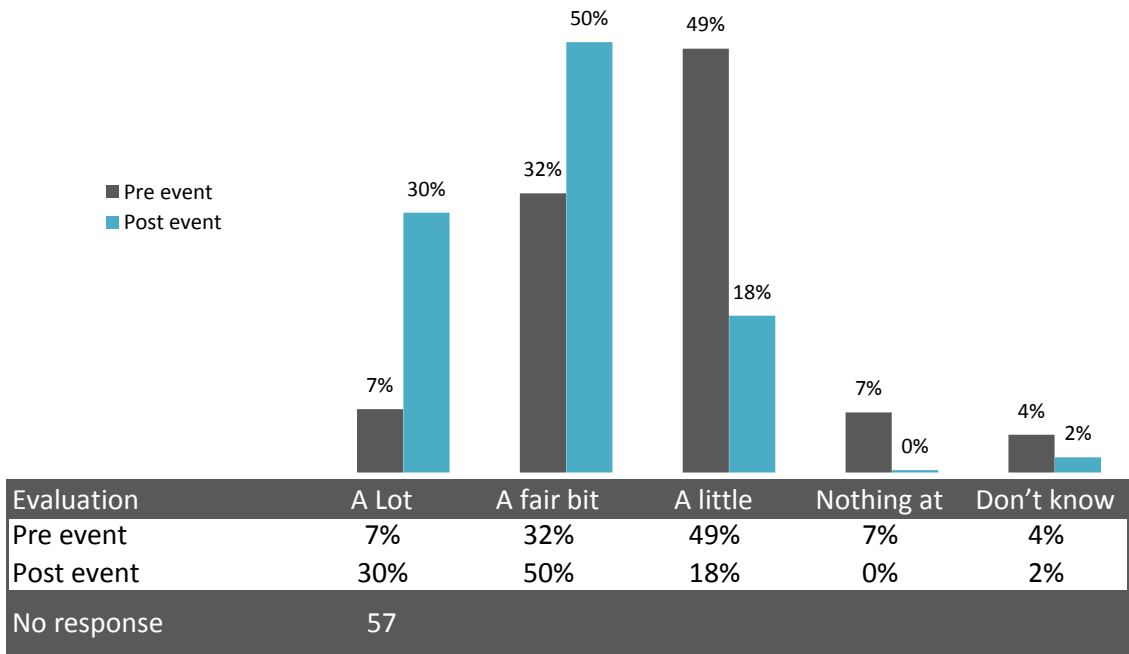


Knowledge

Learners were asked :-

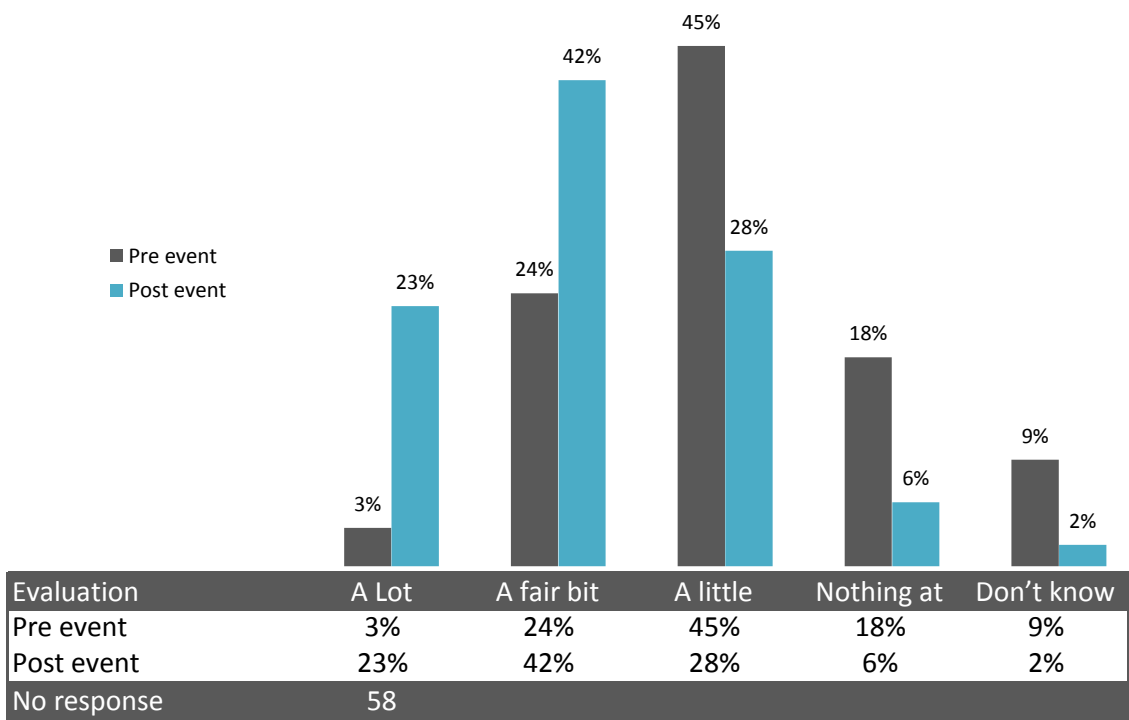
How much do you know about university/higher education study?

How much do you know about what courses are available at universities?



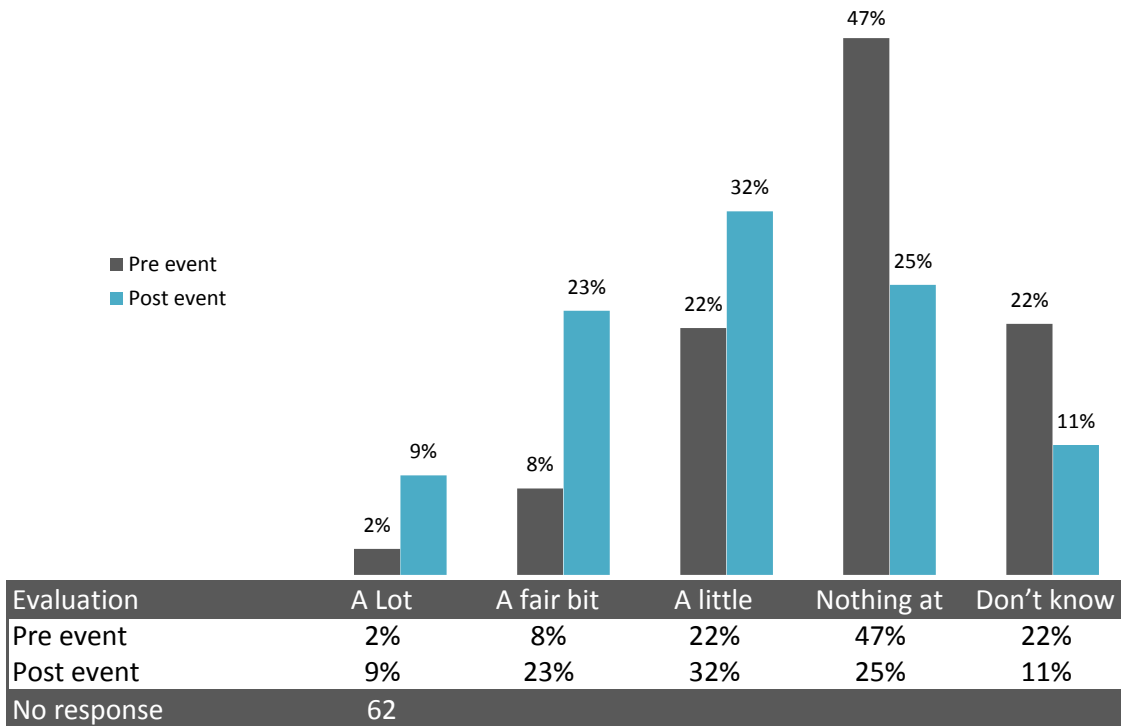
Post event there was a **101%** increase in learners that knew a lot or a fair bit about what courses are available at universities.

How much do you know about different routes into higher education such as: higher apprenticeships, distance learning, or higher education in a further education setting?



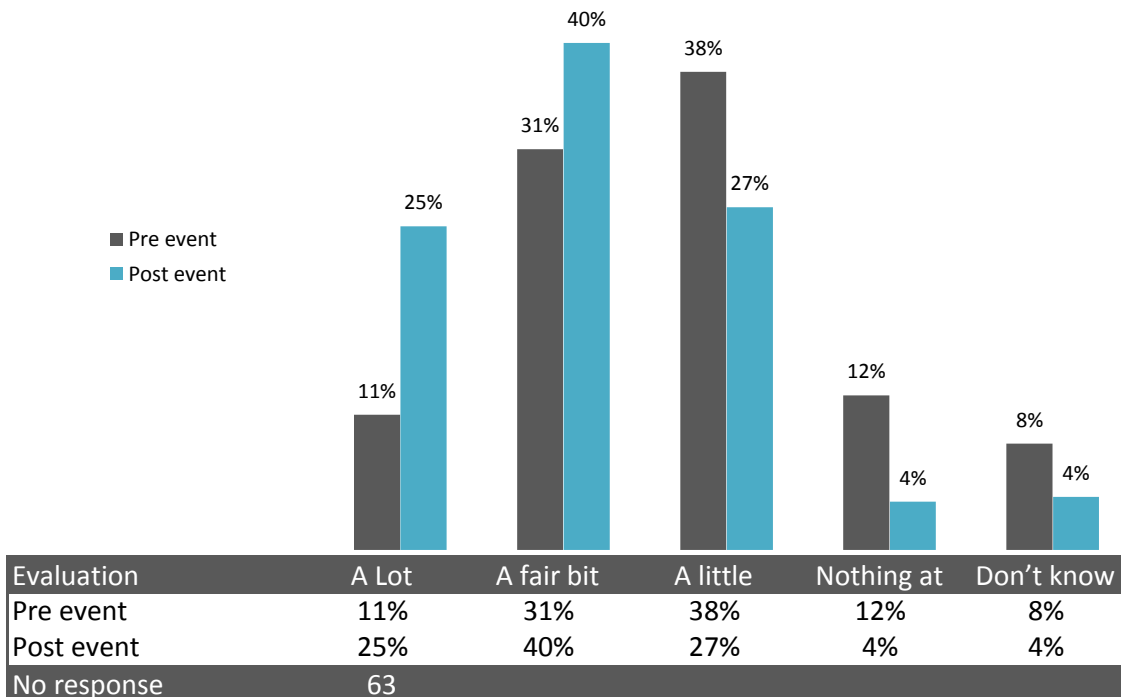
Post event there was a **140%** increase in learners that knew a lot or a fair bit about different routes into higher education .

How much do you know about how to apply to university through UCAS?



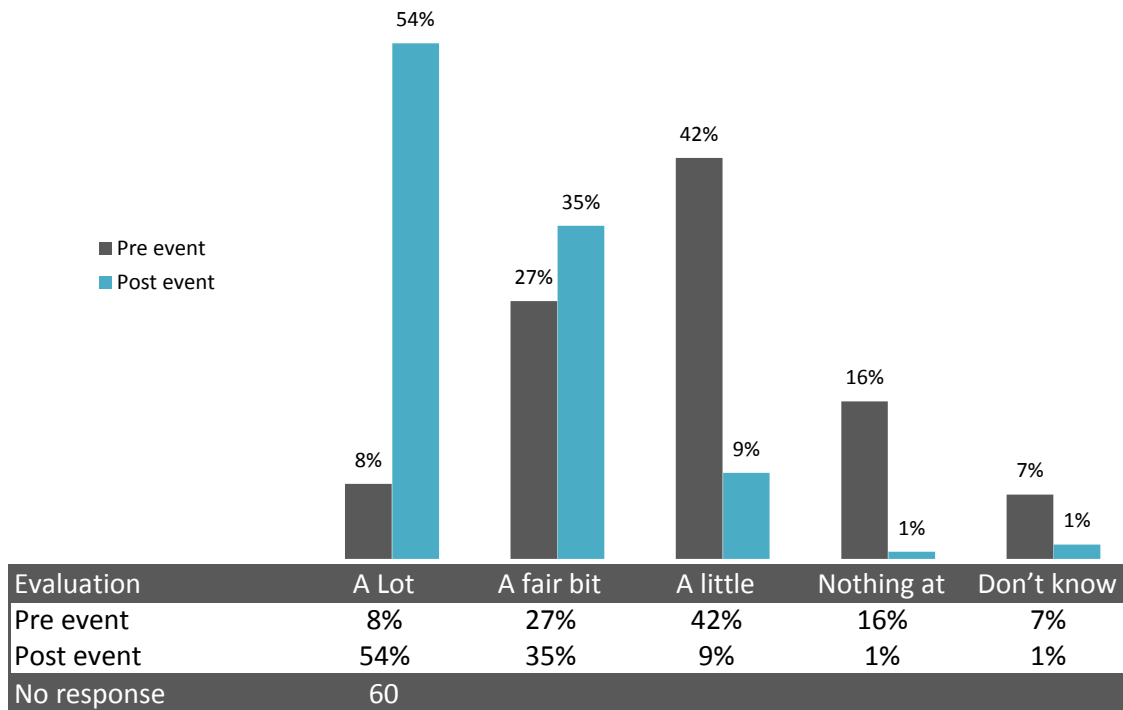
Post event there was a **223%** increase in learners that knew a lot or a fair bit about how to apply to university through UCAS.

How much do you know about the qualifications / grades you would need to get into the higher education course that I am most interested in?



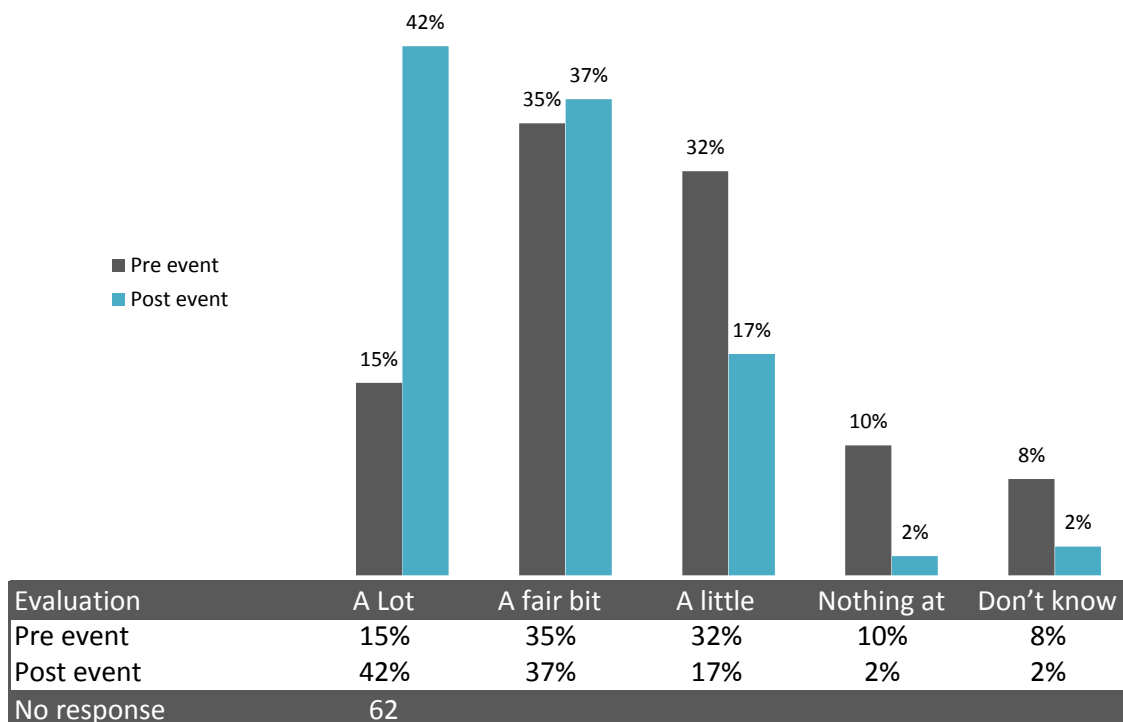
Post event there was a **55%** increase in learners that knew a lot or a fair bit about the qualifications / grades they would need .

How much do you know about what life would be like at a university?



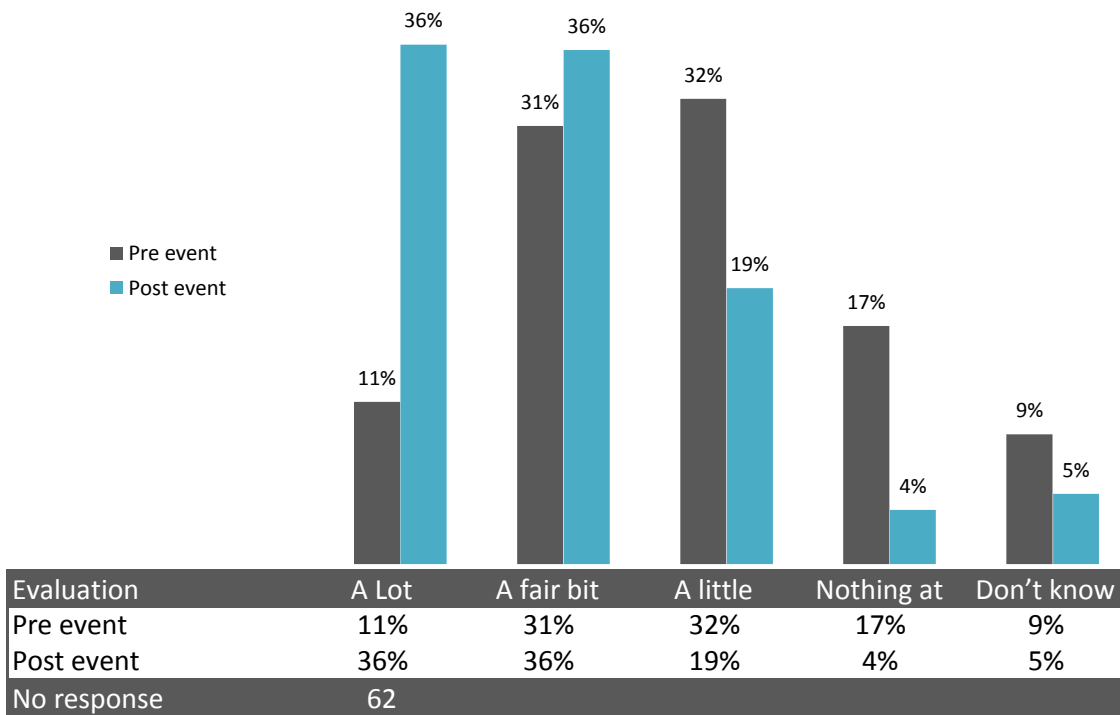
Post event there was a **155%** increase in learners that knew a lot or a fair bit about what life would be like at a university.

How much do you know about how higher education leads to careers that I may be interested in?



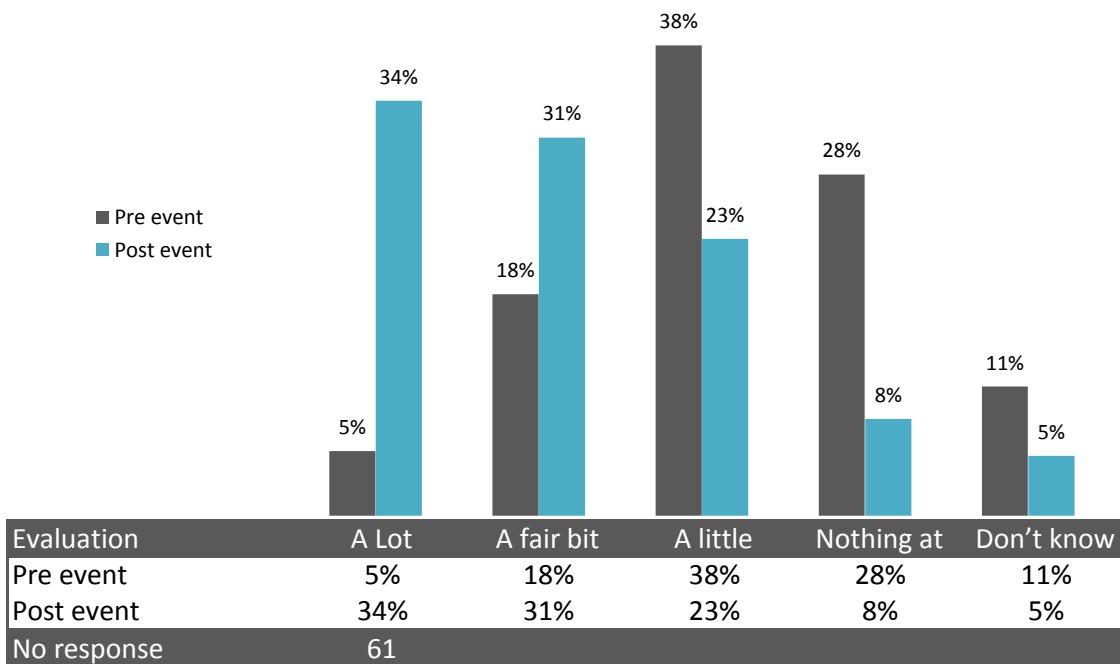
Post event there was a **56%** increase in learners that knew a lot or a fair bit about how higher education leads to careers that they may be interested in.

How much do you know about the costs associated with higher education study?



Post event there was a **72%** increase in learners that knew a lot or a fair bit about the costs associated with higher education study.

How much do know about the financial support available to study in higher education?



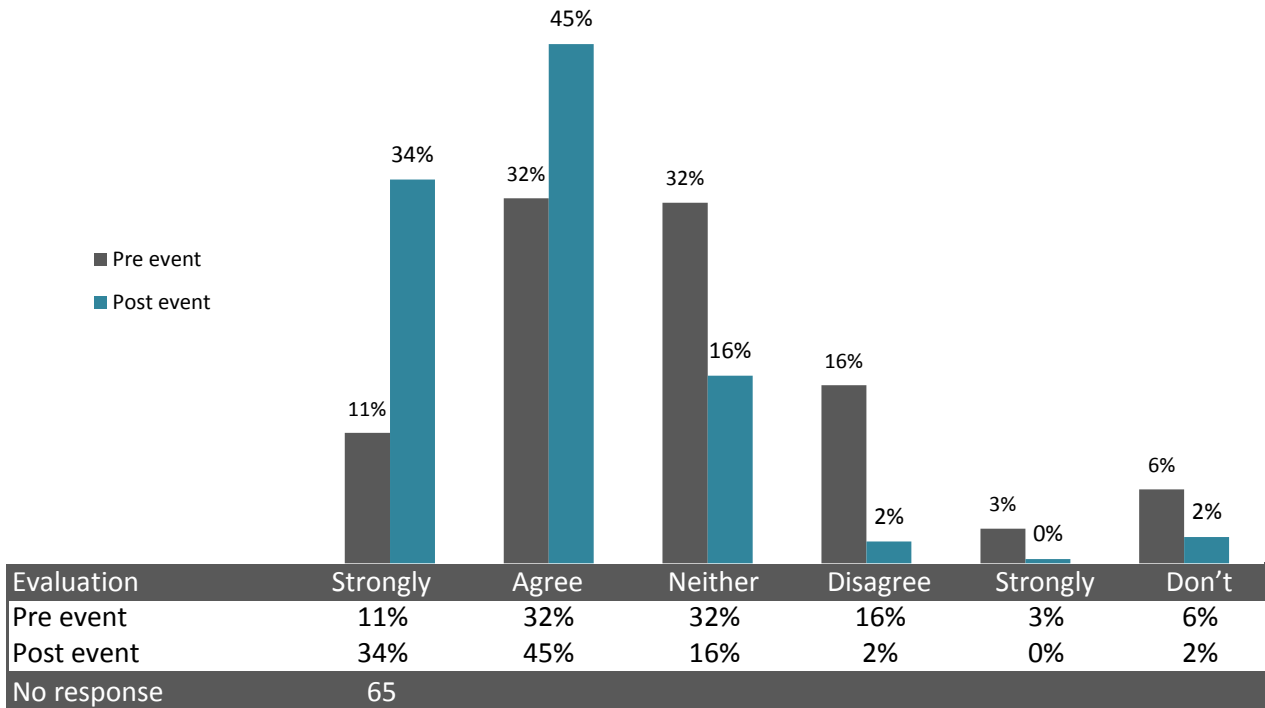
Post event there was a **177%** increase in learners that knew a lot or a fair bit about the financial support available to study in higher education.

Attitudes

Learners were asked :-

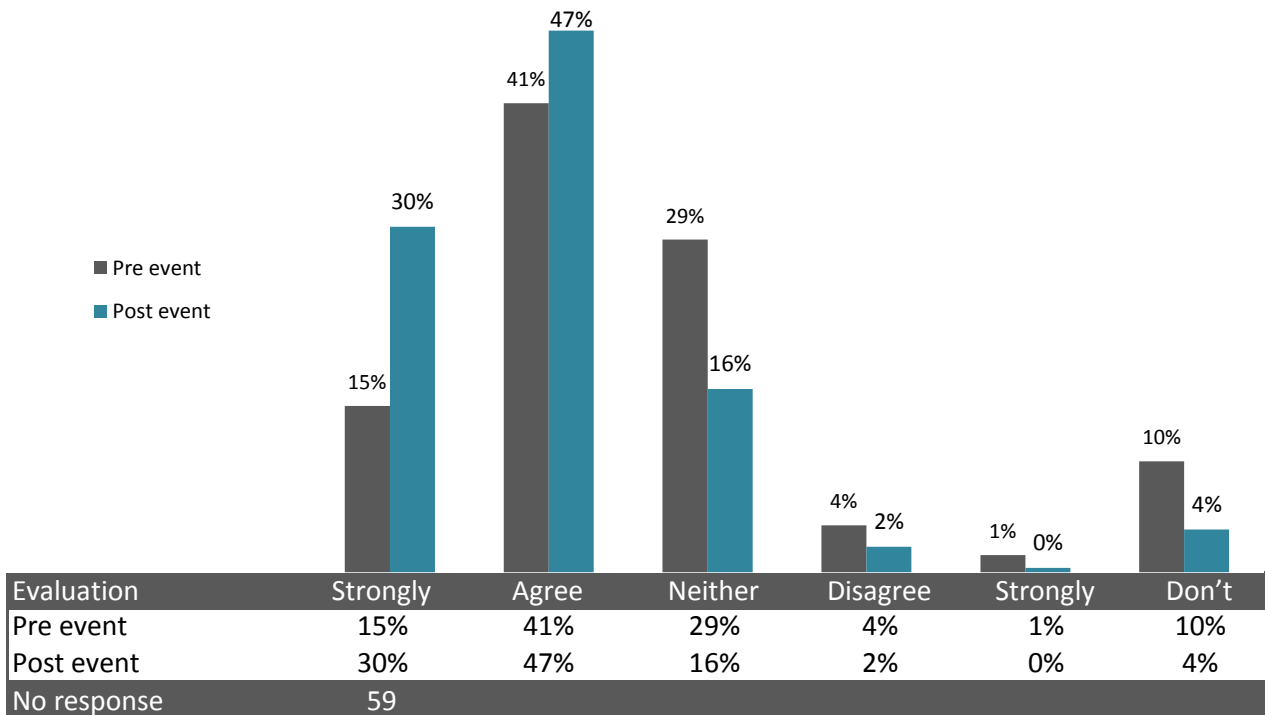
How much you agree with the following statements about university / higher education?

I know enough about university / higher education to decide whether to go or not



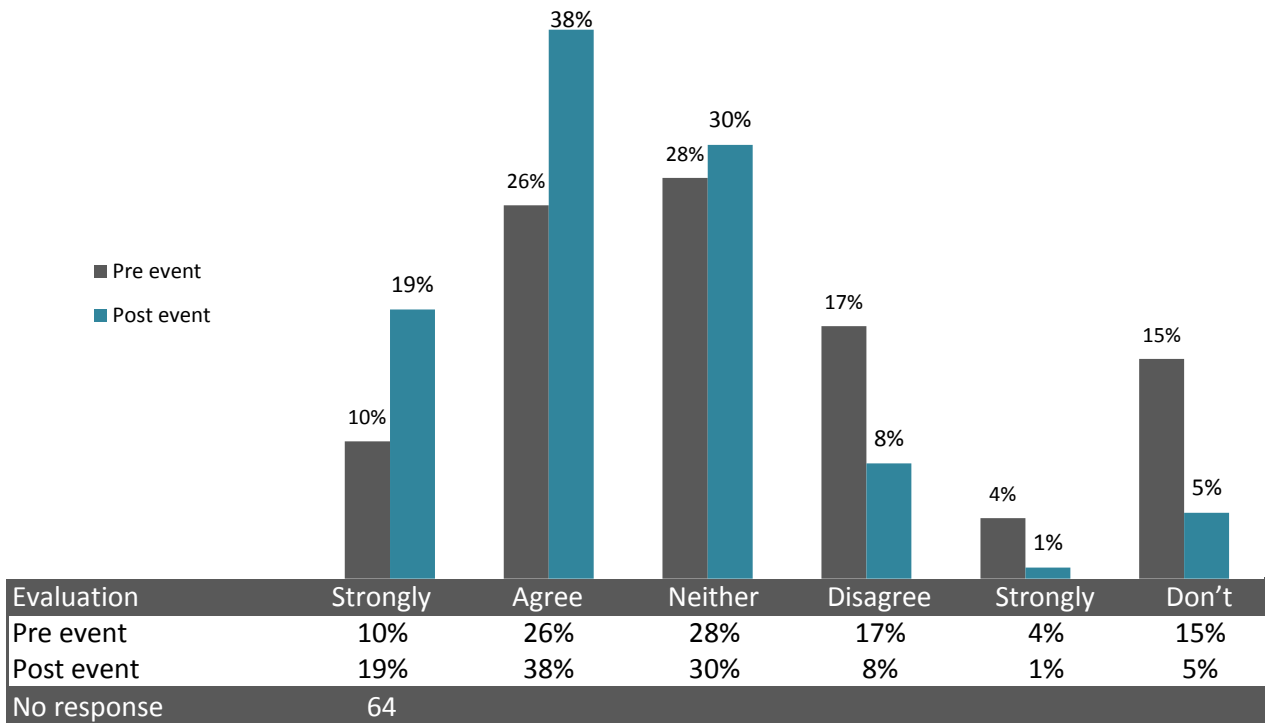
Post event there was a **82%** increase in learners that thought they knew enough about university / higher education to decide whether to go or not.

I would fit in well with others if I went to university



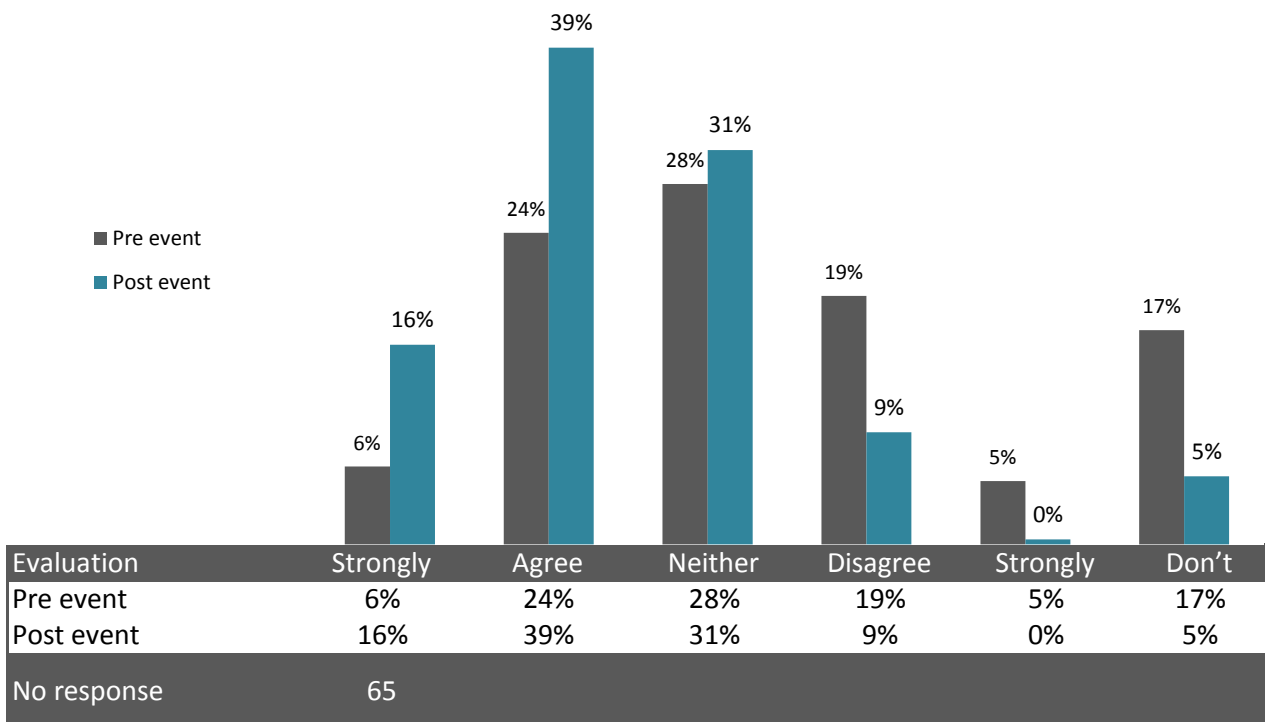
Post event there was a **40%** increase in learners that thought they would fit in well with others if they went to university.

I am clear on which higher education institutions I want to apply for



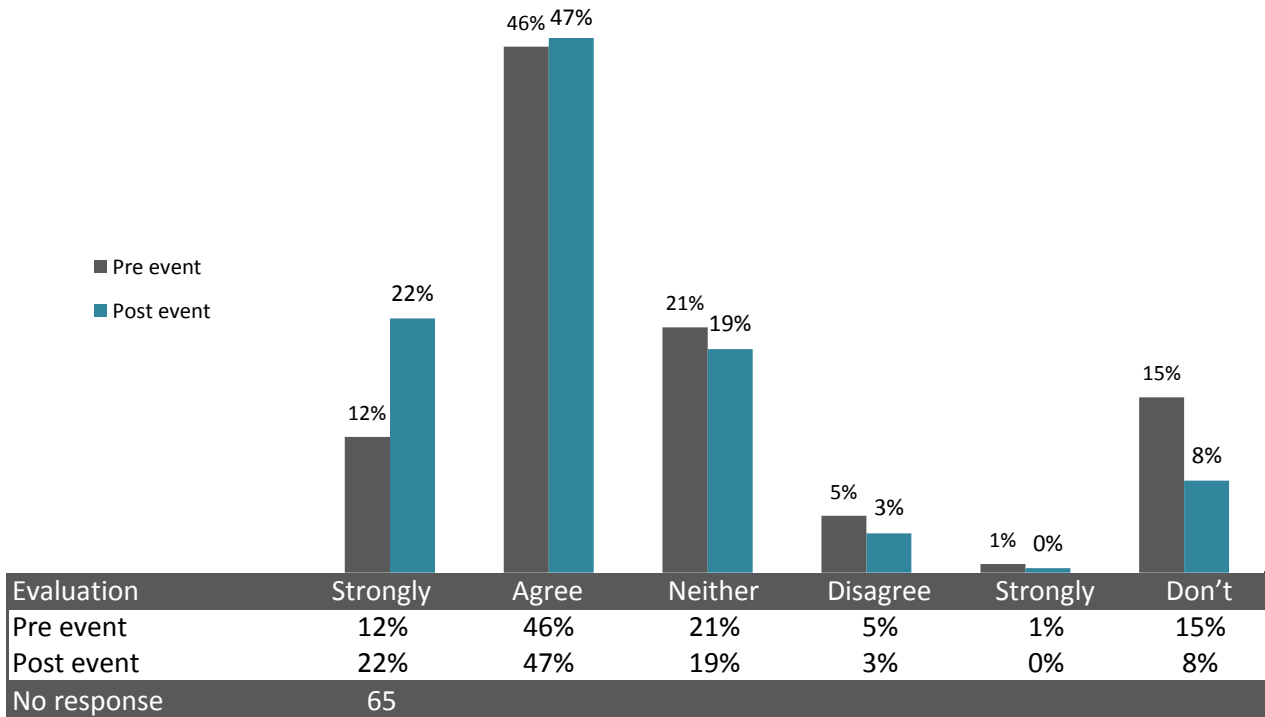
Post event there was a **79%** increase in learners that thought they were clear on which higher education institutions they want to apply for.

I am clear on which higher education course/subject to apply for



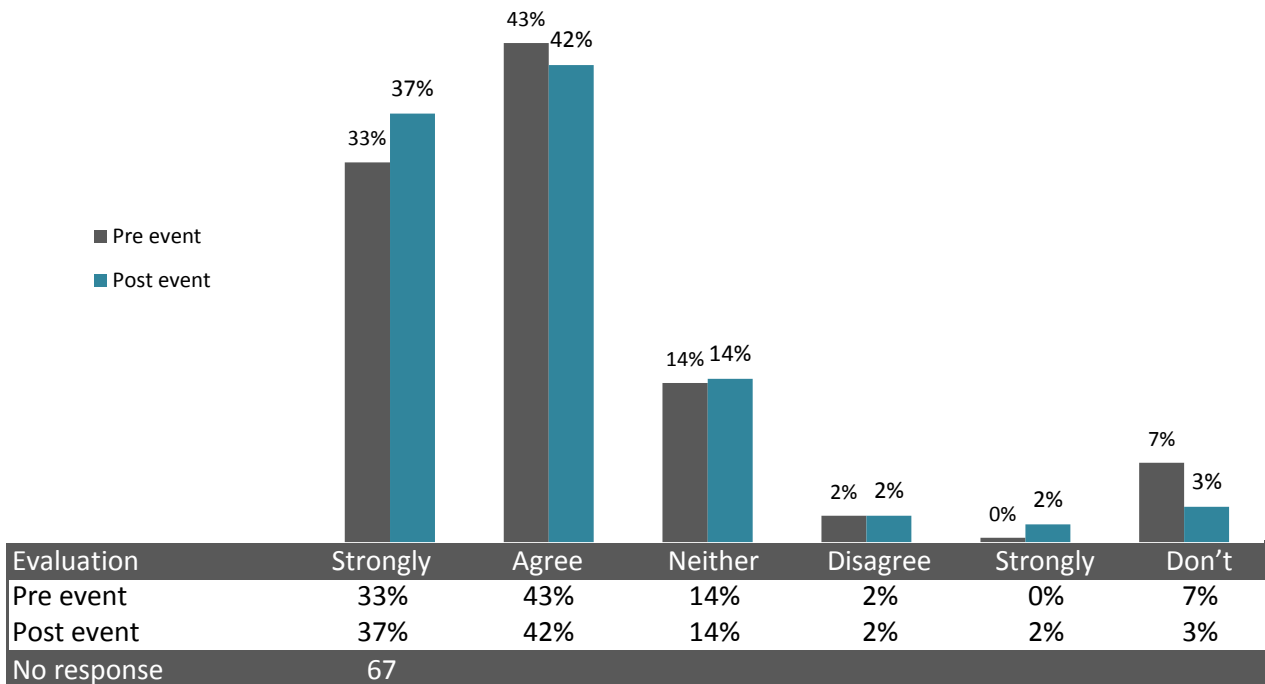
Post event there was a **60%** increase in learners that thought they were clear on which higher education institutions they want to apply for.

I could cope with the level of study required at university



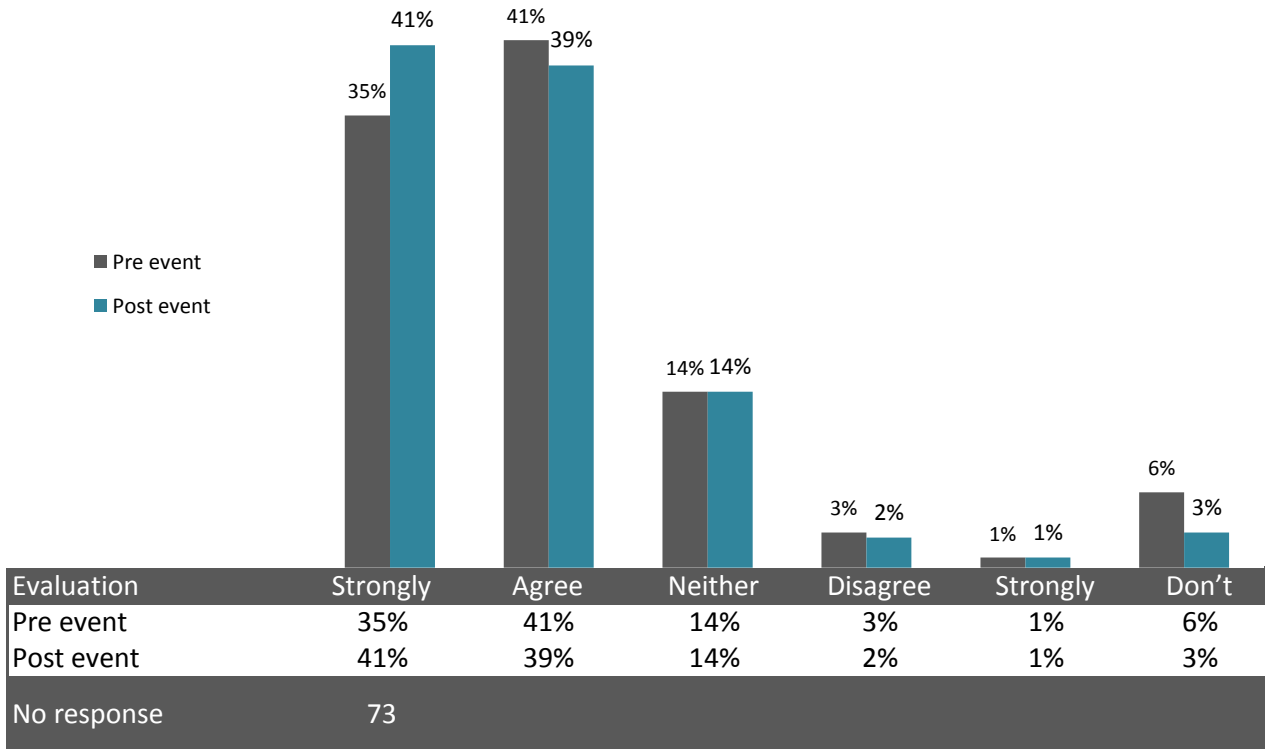
Post event there was a **19%** increase in learners that thought they could cope with the level of study required at university.

I will earn more in the future by going to university



Post event there was a **3%** increase in learners that thought they would earn more in the future by going to university.

I will get a better job as a result of going to university



Post event there was a **5%** increase in learners that thought they would get a better job as a result of going to university .

Comparison - Pre and post event learners that named a HE course they would like to take

Evaluation	Number	%
	Learners that named a HE	
Pre event	90	28%
Post event	90	28%
Difference	0	0%

How the event(s) helped

Do you feel that taking part in the event will help you in any of the following ways?

Statements	Improvement			
	Lots	Some	No	Not Sure
Improved my aspirations for the future	57%	38%	3%	3%
Improved my attainment	48%	41%	4%	7%
Improved my study skills	44%	39%	14%	3%
Improved my confidence in my academic ability	56%	34%	7%	4%
Improved my social skills in terms of meeting new people	70%	24%	4%	2%
Improved my motivation to succeed	64%	31%	3%	2%
Improved my behaviour and attitude to learning	53%	34%	9%	4%
Improved my knowledge of higher education (study, finances, student life)	59%	36%	3%	2%

What learners thought of the event(s)

How satisfied are you with the event

Response	Number	%
Very Satisfied	161	71%
Satisfied	66	29%
Dissatisfied	0	0%
Very Dissatisfied	0	0%
Not Sure	0	0%
Total	227	

No response 100



Please rate the extent to which you agree or disagree with the following statements

Statements	Strongly	Agree	Not sure	Disagree	Strongly
The communication link between myself and the university prior to the event was useful	48%	42%	9%	1%	0%
I felt the sessions were aimed at my level	39%	51%	9%	1%	0%
I felt the length of the sessions were right for my level	44%	40%	12%	3%	0%
I felt there was a good mix of lectures, practical and social activities	50%	38%	9%	3%	0%
The social activities helped me make new friends and feel involved	63%	33%	3%	1%	0%
I felt safe during the event	72%	25%	2%	0%	0%

Please rate how interesting you found the sessions

Session	Very	Quite	Only slightly	Not
All Sessions	43%	34%	17%	7%

It has inspired me to be more of an amazing person & don't give up.

I've decided what I want to be and had an insight on what it's like

It has helped me know what to expect in the future and how to approach it

It's a huge confidence booster making new friends

FEEDBACK

Ambassadors have provided insights of their course and what is needed to qualify etc.

